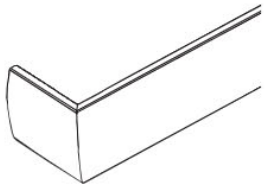
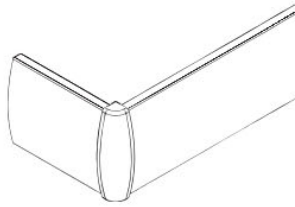


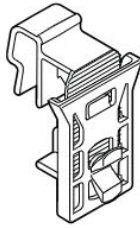
2-1/2" CRESCENT VALANCE



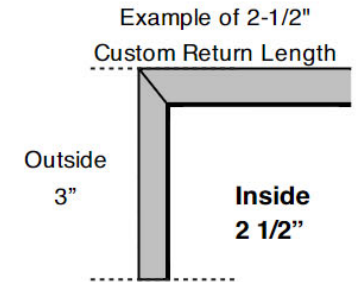
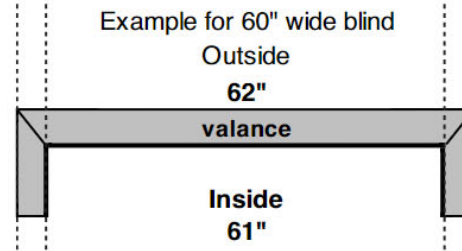
Mitered Corner



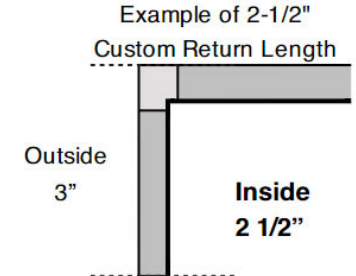
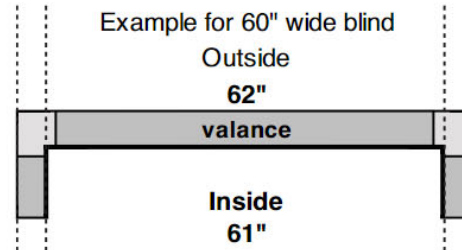
Corner Cap



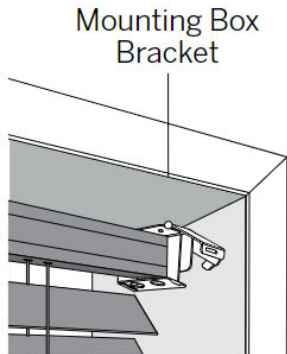
Valance Clip



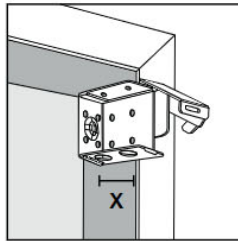
- Height: 2-1/2" Depth: 3/8"
- Standard with blind
- Returns are available with miter cuts that attach with hidden connectors or straight cuts that attach with visible corner caps
- Attaches with hidden, adjustable valance clip



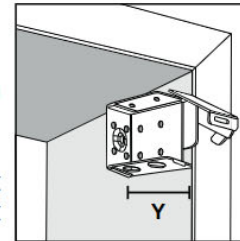
MOUNTING DEPTH & REQUIREMENTS



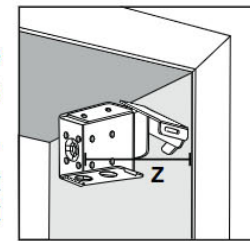
Headrail
Protrudes
See "X"
measurement
in chart



Headrail
Flush
See "Y"
measurement
in chart



Valance
Flush
See "Z"
measurement
in chart



Headrail		Headrail Projects (X)	Headrail Flush (Y)	Valance Flush (Z)
Height	Depth			
1-1/2"	2-3/8"	3/4"	2-1/2"	3-1/2"